

Meal Planner Foodies



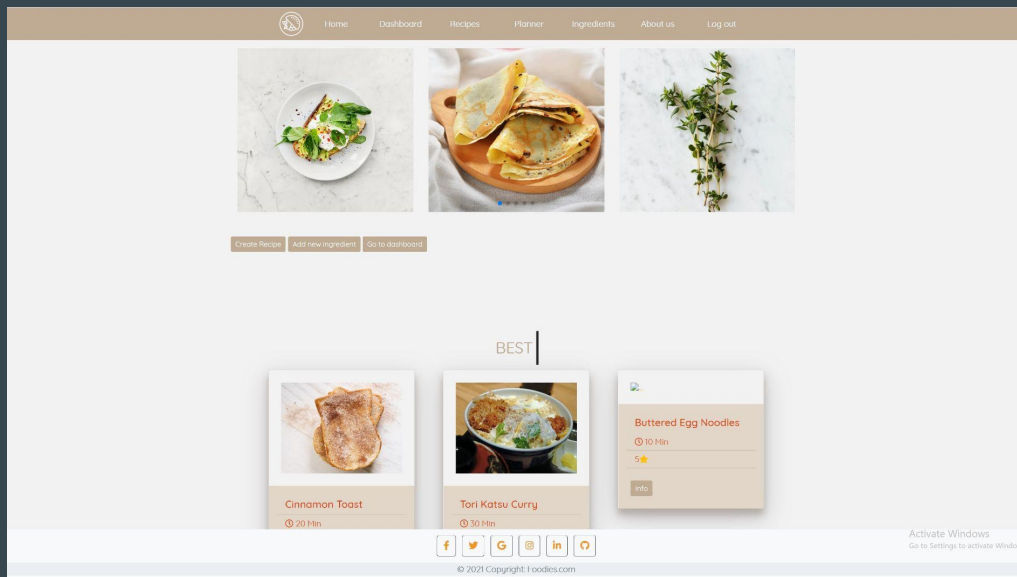
CodeFactory Team7:
Gregor, Laura, Mario, Natalia, Yasmin

Overview

1. Product
2. Team Organisation
3. Website
4. Functionality
5. Q&A

Product

- Create Meal Planner Web application
- Help organizing and choosing meals
- 4 CRUDs
- Live Datenbank Hosting with localhost
- Content changes depending on user session
- Functionalities:
 - Sign-up & Sign-in System
 - Recipes
 - Meal Planner
 - Ingredients
 - Recipe rating
 - User & recipes blocking/accepting



Team Organisation

1st day:

- agreeing on Project 2
- choosing leader - Mario
- scrum master - Laura
- dividing tasks among team

2 stand-ups per day:

- morning 9 a.m.
- afternoon 4 p.m.

1-2 short calls when questions arise

Technology:

- Organisation
 - Trello
 - Slack
 - Zoom - we learnt to love it again ;-)
- Coding
 - Bootstrap 5
 - SCSS, JavaScript
 - Awesome Icons, Google Fonts
 - PHP
 - MySQL
 - AJAX
 - API
 - Spline, Animate.css, Swiper.js

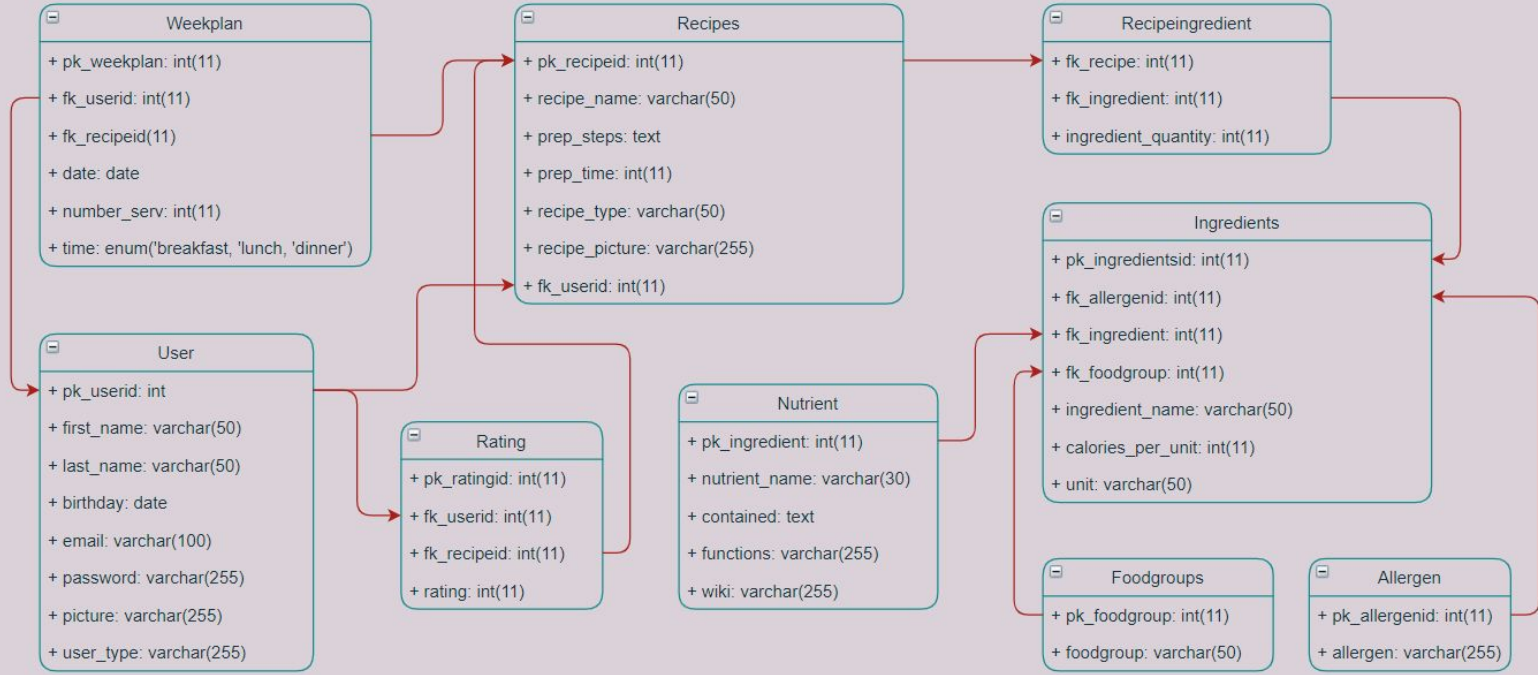
Our Solution

Foodies

Are you also
excited to see
our website?

Here it comes...

DataBase structure



Sessions: admin, user

Top functionalities:

- delete & update buttons visible only for specific user
- navbar links visible depend on user/admin or not logged in user
- admin can block & unblock users
- user's own meal planner visible in his/her profile

```
<?php
// if session is not set this will redirect to login page
if( !isset($_SESSION['adm']) && !isset($_SESSION['user']) ) {
    header("Location: ../index.php");
    exit;
}

if (isset($_SESSION["user"])) {
    $userid = $_SESSION['user'];
} else {
    $userid = $_SESSION['adm'];
}

$sql = "SELECT * FROM user WHERE pk_userid =".$userid;
$result = $connect->query($sql);
$data = $result->fetch_assoc();
if ($result->num_rows == 1) {
    $user_type = $data['user_type'];
    if($user_type == "block") {
        unset($_SESSION['user' ]);
        unset($_SESSION['adm' ]);
        session_unset();
        session_destroy();
        header("Location: ../error.php");
        echo 'hello';
        echo $bmessage ="<div class='container p-5'>
        <div class='danger' role='alert'>
        <p>'you have been blocked! Please Go away!'/>
        </div>";
        exit;
    }
}
```

Navbar: BASE_URL

Top functionalities:

- Only one navbar file in your project
- the base url knows your root path
- redirection to the right path

```
1 <?php
2 //defining base URL for the root of the project
3 define('BASE_URL', 'http://'.$_SERVER['HTTP_HOST'].'/projects/APP/');
4
```

```
$navButtons = '|           inside the php tag
<li class="menu-item">
| <a class="" href="'.BASE_URL.'recipies/recipies.php">Recipies</a>
</li>
';
```

```
<li class="menu-item">
| <a href="<?php echo BASE_URL; ?>home.php">Home</a>
</li>
```

inside the html tag

Sign-in & Sign-up Form: Flipping

Top functionalities:

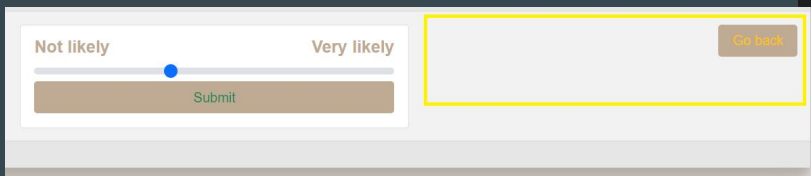
- the form changes from sign-in & sign-up on click
- each tab can be accessed from the navbar
- JS added to grab each tab of the form
- password check when new user signs in

```
$buttons = '  
<li class="menu-item">  
  <a class="" href="'.BASE_URL.'user/login.php?action=signin">Already a member? Sign in.</a>  
</li>  
<li class="menu-item">  
  <a class="" href="'.BASE_URL.'user/login.php?action=signup">Sign Up</a>  
</li>  
';  
<div class="login-wrap">  
  <div class="login-html">  
    <input id="tab-1" type="radio" name="tab">  
    <input id="tab-2" type="radio" name="tab">  
    <div class="login-form">  
      <input type="text" value="" />  
      <input type="password" value="" />  
      <input type="submit" value="Sign In" />  
      <input type="submit" value="Sign Up" />  
    </div>  
  </div>  
</div>  
</script>  
function getParameterByName(name, url = window.location.href) {  
  name = name.replace(/[\\[\]]/g, '\\\\&');  
  var regex = new RegExp('[?&]' + name + '=(?=[^&#]*|&#|$)',  
    results = regex.exec(url);  
  if (!results) return null;  
  if (!results[2]) return '';  
  return decodeURIComponent(results[2].replace(/\+/g, ' '));  
}  
var action=getParameterByName('action');  
if (action=='signup'){  
  var elem = document.getElementById("tab-2").click();  
  document.getElementById('title').innerHTML='<h1>WELCOME</h1>';  
}  
// console.log(getParameterByName('action'));
```

CRUD: Recipes

Top functionalities:

- User can give ratings
- Top 9 rated recipes displayed on home.php
- Admin must accept recipes
- Search function by name and letters in dashboard



A screenshot of a web form for rating recipes. It features a horizontal progress bar with a blue dot indicating the current rating level. The bar is labeled "Not likely" on the left and "Very likely" on the right. Below the bar is a "Submit" button. To the right of the bar is a "Go back" button. The form is highlighted with a yellow border.

```
while ($row = $result->fetch_array(MYSQLI_ASSOC)) {
    $recipeType .=
        "<option value='{ $row['recipe_type'] }'>{ $row['recipe_type'] }</option>";
}

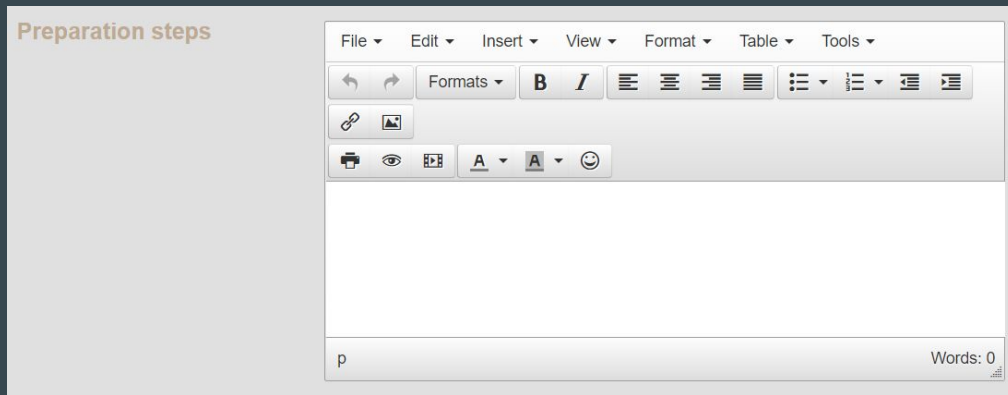
// Filter by Recipe_type:
|
if (isset($_POST["typeBtn"])) {
    $selRecType = $_POST['recipe_type'];
    echo $selRecType;
    $sqlSelect = "SELECT r.*, u.*, ra.avg_rating FROM recipes r INNER JOIN user u ON u.pk_userid = r.fk_userid
LEFT JOIN (SELECT fk_recipeid, AVG(rating) as avg_rating FROM rating GROUP by fk_recipeid) ra
ON ra.fk_recipeid=r.pk_recipeid WHERE r.status != 'pending' WHERE r.recipe_type = $selRecType
ORDER BY avg_rating DESC";
} else {
    $sqlSelect = "SELECT r.*, u.*, ra.avg_rating FROM recipes r INNER JOIN user u ON u.pk_userid = r.fk_userid
LEFT JOIN (SELECT fk_recipeid, AVG(rating) as avg_rating FROM rating GROUP by fk_recipeid) ra
ON ra.fk_recipeid=r.pk_recipeid WHERE r.status != 'pending'
ORDER BY avg_rating DESC";
}

//Für Suchfunktion
if (isset($_POST["searchBtn"])) {
    //Was über Suchfeld kommt
    $search = "%" . strip_tags($_POST["recSearch"]) . "%";
    // echo $search;
    $sqlSelect = "SELECT r.*, u.*, ra.avg_rating FROM recipes r INNER JOIN user u ON u.pk_userid = r.fk_userid
LEFT JOIN (SELECT fk_recipeid, AVG(rating) as avg_rating FROM rating GROUP by fk_recipeid) ra
ON ra.fk_recipeid=r.pk_recipeid WHERE r.status != 'pending' AND r.recipe_name LIKE '$search'
ORDER BY avg_rating DESC";
} else {
    $sqlSelect = "SELECT r.*, u.*, ra.avg_rating FROM recipes r INNER JOIN user u ON u.pk_userid = r.fk_userid
LEFT JOIN (SELECT fk_recipeid, AVG(rating) as avg_rating FROM rating GROUP by fk_recipeid) ra
ON ra.fk_recipeid=r.pk_recipeid WHERE r.status != 'pending'
ORDER BY avg_rating DESC";
}
```

CRUD: Recipes MCE Plugin

Top functionalities:

- Tiny MCE
- A plugin to format your recipes
- User can pre-format the text of his/her own recipe
- User has the freedom to choose how to format the recipe text



```
<script type="text/javascript" src="../tinymce/tinymce.min.js"></script>
<script>
tinymce.init({
  selector: "textarea",
  toolbar: "fontselect",
  fontsize_formats: "8pt 10pt 12pt 14pt 18pt 24pt 36pt",
  plugins: [
    "advlist autolink lists link image charmap print preview hr anchor
    pagebreak",
    "searchreplace wordcount visualblocks visualchars code fullscreen",
    "insertdatetime media nonbreaking save table contextmenu
    directionality",
    "emoticons template paste textcolor"
  ],
  toolbar1: "insertfile undo redo | styleselect | bold italic |
  alignleft aligncenter alignright alignjustify | bullist numlist outdent
  indent | link image",
  toolbar2: "print preview media | forecolor backcolor emoticons
  font_formats",
});
</script>
```

CRUD: Meal Planner

Top functionalities:

- Query for calculating Week Calendar from a date

```
if ($_POST) {
    $dateFrom = $_POST['dateFrom'];
    $dateTo = $_POST['dateTo'];

    $sql = "SELECT pk_weekplan, date, number_serv, weekplan.time, first_name, last_name, recipe_name
FROM `weekplan`
INNER JOIN `user` on fk_userid = pk_userid
INNER JOIN `recipes` on fk_recipeid = pk_recipeid WHERE date between '$dateFrom' and '$dateTo' ORDER BY `date`";
}else {
    $sql = "SELECT pk_weekplan, date, number_serv, weekplan.time, first_name, last_name, recipe_name
FROM `weekplan`
INNER JOIN `user` on fk_userid = pk_userid
INNER JOIN `recipes` on fk_recipeid = pk_recipeid ORDER BY `date`";
}
```

Meal planner

Create your meal plan right here in seconds.

Week	Year	Weekday	Meal	No. of servings	Mealtime	Action
05	2202	Monday	Spaghetti Napolinini	1	breakfast	<input type="button" value="Edit"/> <input type="button" value="Details"/> <input type="button" value="Delete"/>

Questions?

Thank you!

